



K.T.H.M. COLLEGE, NASHIK
NAAC Accredited A++ CGPA 3.79

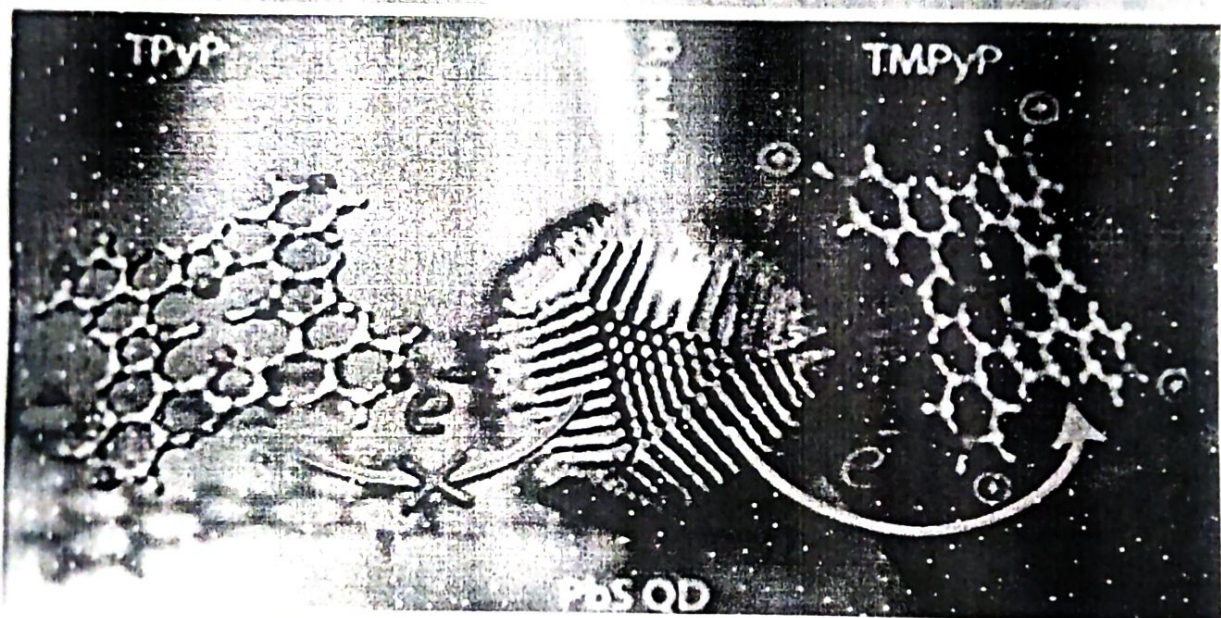


**INTERNATIONAL CONFERENCE ON
ADVANCES IN FUNCTIONAL MATERIALS (ICAFM-2018)**

(Funded by Savitribai Phule Pune University, Pune, India)

12-13, January 2018

BOOK OF ABSTRACTS



Dr. M. K. Deore
Organizing Secretary

Prin. Dr. V. B. Gaikwad
Principal & Convener

ORGANIZED BY

● Department of Physics ● Electronic Science ● Chemistry

M. V. P. Samal's
K.R.T. Arts, B.H. Commerce and A.M. Science College (K.T.H.M. COLLEGE)
Gangapur Road, Nashik 422002 Maharashtra (India)
● Ph.No. Office : +91-(253)2571376 ● Fax No. +91-(253) 2577341
● College Web Site : <http://www.kthmcollege.ac.in>
● Conference Email ID : icafm.kthm@gmail.com

PPP12: Thermal Studies of Undoped and Doped Crystals Grown by Silica Gel

S. K. Bachhav^{1*}, K. B. Patil¹, P.A. Savale²

1. Department of Physics, Arts, Commerce & Science College, Varangaon India.

2. Department of Physics, Arts and Science College, Bhalod, Dist. Jalgaon India

* Corresponding author email : sureshbachhav47@gmail.com

Single crystals of Cu-doped Barium tartrate hydrate were grown by single diffusion gel technique. The doping of Cu was varied by mixing 0.01M, 0.05M, 0.1M, solutions of BaCl₂ with 0.1M BaCl₂ solution in equal volumes in the supernatant solutions. The powder XRD of the samples suggested no significant change in the unit cell dimensions and the presence of any extra phase. Surface morphology and composition of materials were studied in scanning electron microscopy and dispersive analysis of x-ray. SEM shows irregular, pentagonal, rod, and plate like shape and broad at the border like structure of the grown crystals and not affected significantly by doping. And thermal analysis (TGA) have been done for crystals for pure Barium tartrate and with x = 0.05 for Copper-doped. Derivative thermogravimetry analysis DTG curve corresponds to the weight loss in the TG curve. DSC the differential scanning calorimetry analysis of the grain crystals was recorded, Two stages of DSC curve are studies Copper Barium tartrate crystals. A detailed comparison has been made between pure and doped crystals. The results are discussed.

Keywords: Crystal growth technique, XRD, SEM, TGA, DTG, DSC.

PPP13: Structural and Microstructural Studies of Strontium Doped Lanthanum Manganite by Solution Combustion Synthesis

P. P. Jagtap^{1*}, Y.A. Chaudhari² and S. T. Bendre³

¹ Department of Physics, P.S.G.V.P.M's Arts, Science and Commerce College, SHAHADDA (India)

² Department of Physics, S. P. Khemraj College, SAWANTWADI (India)

³ Department of Physics, North Maharashtra University, JALGAON (India)

*Corresponding author email: p22jagtap@gmail.com

A simple self propagating solution combustion synthesis has been used for the preparation of Strontium doped Lanthanum manganite (La_{0.7}Sr_{0.3}MnO₃) by using lanthanum oxide, strontium carbonate and nitric acid as oxidizers and manganese acetate as fuel. This synthesised sample is palletized and further sintered at 800°C for 8 hours. Structural properties of La_{0.7}Sr_{0.3}MnO₃ are studied by X-ray diffraction (XRD) and Raman Spectra and microstructural properties by Scanning Electron Microscope (SEM) and Atomic Force Microscope (AFM). The broadness of XRD peaks indicates the nanocrystalline nature of the combustion derived products and is an orthorhombic system with pnma space group. Crystallite size estimated from X-ray line broadening of the maximum intensity peak using the Scherrer's formula is about 26 nm. Raman spectrum corresponds to high frequency peaks around 438.77 cm⁻¹ and 641.73 cm⁻¹. SEM image shows agglomerated grains with no definite shape or size. AFM shows roughly grains and a wide particle size distribution is observed with average particle sizes of ~30-100 nm.

Keywords: Lanthanum manganite; solution combustion synthesis; X-ray diffraction; microstructural properties.

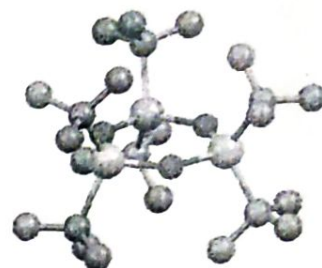


2017-18



ISBN-978-93-85028-97-7

As per the new revised syllabus of
North Maharashtra University, Jalgaon
w.e.f. June 2017



Organic Chemistry

CH-353

T. Y. B. Sc. Semester V
Paper - III

M. T. Chaudhari

Mrs. P. S. Sathe

✓ Dr. G. R. Chaudhari


M. D. Birla

Dr. H. P. Narkhede

वृंदा
Vrinda Publications



2017-18



ISBN 81-87318-82-1

As per the new revised syllabus of
North Maharashtra University, Jalgaon
w.e.f. June 2017

NMU
T.Y.B.Sc.
Sem - VI

Organic Chemistry

CH 363

T. Y. B. Sc. Semester VI

Paper - III

M. T. Chaudhari
Dr. G. R. Chaudhari

Mrs. P. S. Sathe
M. D. Birla

 वृंदा
Vrinda Publications



2017-18



As per the new revised syllabus of
North Maharashtra University, Jalgaon
w.e.f. 2017



ISBN - 81-87518-87-2

Chemistry Practical

(CII - 367, 368, 369)

T. Y. B. Sc. Semester VI

Dr. H. A. Mahajan
S. L. Vispute
Dr. C. H. Manawane
Prin. Dr. N. Patel

M. S. Patil
M. D. Deshmukh
T. V. Rajale
J. U. Patil

M. T. Chaudhari
Mrs. P. S. Sathe
Dr. G. R. Chaudhari
C. A. Nehete

वृन्दा
Vrinda Publications




NMU

T.Y.B.Sc.
Sem - V

2017-18

As per the new revised syllabus of
North Maharashtra University, Jalgaon
w.e.f. June 2017



Chemistry Practical

(CP-357, 358, 359)

T.Y.B.Sc. Semester V

Dr. H. A.

S. L. V.

Dr. G. B.

Prin. Dr.

M. S. Patil

D. D. S. Sonawane

M. S. Mehata

P. C. Patil

S. R. S. Satho

G. P. Chaudhari

Vishal Publications



आदिवासी केन्द्रित हिन्दी उपन्यास

डॉ. प्रमोद चौधरी

15 2018

समकालीन हिंदी
विशेष विमर्श परिल
शैले - नारी विमर्श, अ
दलित विमर्श, मुस्लि
विमर्श, वैश्या विमर्श
विभागे विमर्श आर्
विमो आदिवासी वि
मिरी में अनेक उप
क्रिया जा रहा है।
आदिवासी समाज व
अनेकानेक समस्त
बाला गया है। स
सांस्कृतिक धरोहर
विमर्श गया है।

पुस्तक : आदिवासी केन्द्रित हिन्दी उपन्यास
लेखक : डॉ. प्रमोद चौधरी
प्रकाशक : विद्या प्रकाशन
सी-449, गुजैनी, कानपुर -22
दूरभाष : (0512) 2285003
मो. : 09415133173
Website: www.vidyaprakashankanpur.com
E-mail : vidyaprakashan.knp@gmail.com
प्रथम 2017
संस्करण : शिखा ग्राफिक्स, जूही, कानपुर
शब्द सज्जा : श्री पूजा आफसेट, नौबस्ता, कानपुर
मुद्रक :
मूल्य : 650/-
ISBN : 978-93-86248-16-9

Adiwasi Kendrit Hindi Upanyas

By : Dr. Pramod Chaudhari

Price : Six Hundred Fifty Only.

श्री अनंतर चौधरी
को
सादर

